

LOVE YOU MORE

BY THIBAUT GAURIAU



ARTIST's NOTE

For the longest time I have been trying to apply my artistry to the subject of **LOVE**.

The subject of Love is like a dilemma and I think every one of us is confronted with this dilemma one day or another.

The reason behind this dilemma is simple. **WE ARE ALL** legitimate to talk and express ourselves about **LOVE** and at the same time, everyone one of us feels a bit out of place, unsure, inexperienced enough and sometimes uncomfortable to word any emotions.

That is precisely the point ... Love is hard to put in **WORDS**.

It's not impossible, just hard !

Love is hard to express, to show, to receive and more...

With visual expression, everything is a bit easier because images uses the language of emotions and reactions that anyone and everyone can understand.

So I'm committed to the idea of representing Love with **PICTURES** rather than words !

However, faithful to my artistic philosophy, I've searched for a different way to put a visual on such topic.

To help my creative process, I've stopped using the word "image" and replaced it with "emotion".

With that in mind, my first revelations was that love can't be represented with a single emotion but indeed with many different emotions and **ONLY the whole of those emotions together can perhaps represents LOVE.**

Today I am immensely proud to present to you an attempt at showing you Love with images.

Some photograph will speak a thousand words to you and some will speak a thousand emotions.

And perhaps you too will find images more suited to express your emotions when words aren't just saying enough

ABOUT THIBAUT GAURIAU


Thibault Gauriau (b.1985) is a Senior Artist at Industrial Light & Magic/Lucasfilm Singapore. He specializes in complex visual effects work for feature film and has been an art photographer since 2006. After studying science, his interests diverted to the arts and creativity.

Thibault has worked in photography, live-action films, commercial spots, animated movies, editing, retouching and VFX post production.

With a background of more than 23 movies, Thibault also takes great interest in passing on the knowledge. He's done several public exhibitions & public lectures for various audiences as well as master classes and educational teaching for art schools.

His artistic philosophy :

The Unexpected Point Of View.



Each photograph is a representation
of an **EMOTION**

There are 3 basic elements
to each photograph



1 - White Surface

2 - Body expression

3 - Ink



1 - White Surface

The white surface is a representation of the frontier between the **PRIVATE** & the **PUBLIC**. The Frontier between what we choose to hide from what we choose to show.

2 - Body expression

The body expression is essential to represent OUR emotions because it is **WHERE** all our emotions reside. Often the body can't fully contain it and expresses emotions against our best efforts.

3 - Ink

The ink helps to complete the representation of an emotion. It shows the nuances, the complexities and the **FLOW** of an emotion.

Some emotions are coming **FROM** us.
Some emotions are coming **TO** us.
Some emotions are more **COMPLEX** than others.
Some emotions are **PEACEFUL**.
Some emotions are more **AGGRESSIVE**.
Some emotions are more **SUBTLE**.
Some emotions are **PAINFUL**.

...



BEHIND THE SCENE



Think

Drawing the Photographs





TEST SHOOT



- Now it's time to see if such a shoot was even practical. So I bought a inflatable pool and started to test at the parking area where I live.

Thank you to Ziana Zaffar & Stephanie Bovis for their help and INCREDIBLE patience during the test shoot.



TEST SHOOT



TEST SHOOT



TEST SHOOT



TEST SHOOT





THE MODELS

— Now that the test shoot is successful, It's time for **LOVE YOU MORE** to become reality.

For this I need **TWO** models that would help to represents some **KEY** elements.

The **TWO** models had to visually represent that Love is always between people that are **DIFFERENT** from one another.

Different in as many aspects as possible.

Meet
Ian McKee & Suffianah Baharin





THE SHOOT

— After so much preparation, the shoot ran very smoothly allowing us to focus entirely the energy and time on getting each picture right, down to every details.

The Beginning ...





- The Shoot is very challenging for the models because the water surface must be **perfectly still** for the photograph. So the models have to hold very precise body position for **20 to 30 seconds** as the surface ripples settles.




- Between takes, Suffianah drying her hair for the next take





- End of the shooting day. Reviewing the shots.






THE INK

- The INK is the second part of the shoot.
- In every way the shoot is exactly the same but on a smaller scale and with a different “ model “.


I shoot different thickness of ink over a **BOWL** of white paint with the same light direction **POOL** shoot.



— Each ink behaves differently when in contact with the paint surface.



— The density of the ink and the density of the Paint influence each other.





EDITING

For **Love You More**, the editing step in Photoshop was essential in order to assemble the Photograph of the model with its appropriate Ink.

The process itself was very straightforward.

1 - Base photograph



2 - Ink




3 - Combine



- For some emotions, I had to shoot **multiple** photographs in order to combine them all in editing.

- This is a common technique used when the expected visual result is too complicated to create in a single photograph.



CREDITS

MODELS :

Suffianah Baharin

Ian McKee

ASSISTANT :

Ziana Zaffar

Printed by :

moretoprint
we are print-ready

SPECIAL THANKS

Ming Teik Co. Managament
& Ken Phoon

Stephanie Bovis

Joana Garrido

Simon Rafin

Luke Hetherington

Allan, Fanny and MoreToPrint

Magdeline and JTC Corporation

A Collaboration with



A Community Building Partnership with



Love You More

full collection is available online
www.thibaultgauriau.com

